



Alliance Theatre for Youth and Families presents

STUDY GUIDE

Grades Kindergarten –3rd



Music by Jeanine Tesori
Book and Lyrics by David Lindsay-Abaire
Based on the DreamWorks Animation Motion Picture
and the book by William Steig

Directed by Rosemary Newcott

Study guide created by students and teachers participating in the
Dramaturgy by Students Program

Alliance Theatre Institute for Educators and Teaching Artists:

Clairemont Elementary 3rd grade LINKS students

The Museum School of Avondale Estates 3rd grade students

Shrek The Musical

Is presented through special arrangement with Music Theatre International (MTI).

All authorized performance materials are also supplied by MTI.

421 West 54th Street, New York, NY 10019

A note to educators and parents

This Study Guide has been prepared by Nik Philmon's 3rd grade Links class of Clairemont Elementary, City Schools of Decatur, with additional artwork provided by the 3rd grade Jr. Dramaturgy team at The Museum School of Avondale Estates. These students and partner teachers participated in the Alliance Theatre Institute for Educators and Teaching Artists **Dramaturgy by Students Program** under the guidance of Resident Teaching Artist, Kim Bowers-Rheay Baran.

The intent of this Guide is to provide a starting point for further research and reading as the audience prepares and then reflects together upon the Alliance Theatre for Youth and Families' series production of *Shrek the Musical*.

Look at the top of each page designating pre and post play activities and information.

The questions, information and activities have been created with the student audience in mind. Please feel free to use/copy any or all of the pages as you reflect with your students about the play *Shrek the Musical* at the Alliance Theatre.

Bringing *Shrek the Musical* into the classroom: Theatre to Curriculum Connections

This Study Guide is targeted for students in grades K-3 with activities which extend knowledge in the core subject of Language Arts and additional knowledge in Science. It also provides experiences in the strands of creative thinking, critical thinking, communication and research as well as all levels of Bloom's Taxonomy.

Suggested curriculum areas of study the play covers: standards in Theatre, Language Arts (Vocabulary Development, Grammar, fairytales), Science (experiments).

Core Curriculum Anchor Standards for Language Arts:

CCRR17: Integrate and evaluate content presented in diverse formats and media, including visually and quantitatively, as well as in words.

CCRS11: Prepare for and participate effectively in a range of conversations and collaborations with diverse partners, building on others' ideas and expressing their own clearly and persuasively.

Theatre Standards :

TAESK-3.10: Critiquing various aspects of theatre and other media using appropriate supporting evidence

TAESK-3.11: Engaging actively and appropriately as an audience member in Theatre or other media experiences.

Inside the Study Guide

Notes about Guide	2
Cast of Main Characters	3
Reflection questions: Before and After the Play	
Vocabulary : <i>Shrek the Musical</i> and Theatre	4
Author Study: William Steig and the road of <i>Shrek</i> to the stage	5
Sequencing the Story Shrek Riddles	6
Swamp Science	7
Shrek Word Search	8
Muddy Crossing: a crossword puzzle for grades 1-3	9
Make your own Gingy puppet	10
Additional Resources	11

Princess Fiona:



Cast of Characters

Shrek- an ogre

Fiona- a princess with a secret

Donkey- a talkative friend of Shrek

Lord Farquaad- a short man with a big plan

Dragon

The Fairy Tale Creatures

Gingerbread Man “Gingy”

Pinocchio

Mama Bear & Baby Bear

Peter Pan

Ugly Ducking

Big Bad Wolf

Wicked Witch



Before the play: preparing the audience

Read the book *Shrek* by William Steig

Watch the movie, *Shrek*

How do you think the play will be the same or different from the movie?

Discuss good audience behavior. (look, listen, sit quietly (but laugh when it is funny!), clap/applaud at the end.

During the Play:

Look for how the different characters are portrayed on the stage.

What do they look like? How does the actor bring them to life?

After the play: Time to reflect

Question from the director of *Shrek the Musical*, Rosemary Newcott:

Have you ever made a ‘snap’ decision about someone when you first meet them and then later find out that you were wrong? Why? How did that make you feel?

What fairytale character do you most relate to and why?

Other reflection questions:

How is the play the same/different from the book and movie? Make a Venn diagram to compare and contrast.

How did the actors move and talk to bring the characters to life?

Which character from the story/play do you identify with? Why?

Have you ever wanted to just be left alone like Shrek? Why?

How did you feel about Shrek at the end of the play?

Reflection Activity:

Be inspired by the student art throughout this Study Guide! Draw and write about memorable characters and scenes from the play *Shrek the Musical* at the Alliance Theatre for Youth and Families.

Pre-show information

Shrek the Musical Vocabulary

Pre-Show preparation: here is vocabulary from the script of play with kid-friendly definitions.

- **banished**—to force to leave
- **decree**— to command
- **despise**— to dislike a lot
- **destined**—keep track of your future
- **flashback**—remembering what came before
- **groom**—man getting married
- **hauled**—pulled
- **hideous**—very ugly
- **lord**—ruler of an area
- **noble**—positive and proud
- **ogre**—a large man-like monster
- **ordeal**—suffering to accomplish a goal
- **propose**— to ask for an action
- **province**—small country area
- **quest**—adventure with a goal
- **ridiculed**—made fun of
- **steed**—horse or donkey meant to be ridden
- **strife**—pain and suffering
- **unfortunate**—bad luck



Shrek and his **steed** Donkey go on a **quest** to rescue Fiona from the Dragon.

Alliance
Theatre at the Woodruff

Theatre Vocabulary

- Actor** — A person who acts on stage, film or TV
- Audience** -- People who come to see the performance
- Backdrop** -- A painted canvas which creates a background, setting or scene in the play
- Backstage** -- The area behind and to the sides of the stage
- Choreography** -- Creating sequences of movements into a dance
- Costumes** -- The clothes created for the actors to wear during a performance
- Designer**— A person who creates the designs for the costumes, set or lighting of a play
- Director** -- Leader of a play
- Perform** -- Acting on stage
- Playwright** – A person who writes the play
- Rehearse** -- Practice time for actors and director before the performance
- Script**-- The text of a play
- Stage** -- The raised platform where people perform
- Theatre**— A place to see a play or movie



The **costume** for Fiona might look like this **design** above.

The Source material for the movie and the play is the children's book, *Shrek!*

About the Author: William Steig

William Steig was born November 14, 1907 in Brooklyn, New York and died October 3, 2003 in Boston, Massachusetts.

He was an illustrator, cartoonist and sculptor. He didn't begin writing children's books until he was 61. Some of his most famous books are *Sylvester and the Magic Pebble*, *Doctor DeSoto*, and *Shrek*. He wrote more than 30 children's books.

He was said to have been especially fascinated by the story of Pinocchio. His artwork looks like he used paint and crayon to make his illustrations.

Sylvester and Magic Pebble won the Caldecott Medal and *Doctor DeSoto* won the National Book Award for Picture Book. In 1984 he won the Academy Award for Best Animated Short Film and the CINE Golden Eagle award for the film adaptation of his book *Dr. DeSoto*.



William Steig, c. 1970

Shrek the Movie

The animated movie *Shrek* came out in 2001 and was very loosely based on the book. The screenplay is by Ted Elliot and directed by Andrew Adamson and Vicky Jensen. It features the voices of Mike Meyers as Shrek, Cameron Diaz as Fiona and Eddie Murphy as Donkey.

Shrek the Musical

The play, *Shrek the Musical* debuted on Broadway on September 10, 2008 with music by Jeanine Tesori and book and lyrics by David Lindsay-Abaire. It starred Brian d'Arcy James as Shrek and Sutton Foster as Fiona. The Broadway production closed on January 3, 2010, after 441 performances and 37 previews.



Step by Shrek: Sequencing *Shrek the Musical*

Work as a group or alone and remember the sequence of events of the play. Use numbers 1-12.

- ___ Lord Farquaad sends Shrek on a quest to bring back Fiona.
- ___ Shrek rescues Fiona from the dragon, who falls in love with Donkey.
- ___ Donkey goes to swamp and convinces Shrek to tell Fiona he loves her.
- ___ Fiona returns to Duloc and agrees to marry Lord Farquaad.
- ___ Shrek discovers that fairy tale creatures have been banished to his swamp.
- ___ Shrek and Fiona get married and live in the swamp happily ever after.
- ___ Donkey and Shrek go to demand Lord Farquaad let the fairy tale creatures return home.
- ___ Shrek stops the wedding of Fiona and Lord Farquaad right before Fiona turns into an ogress.
- ___ Shrek hears Fiona talking about being an ogre and thinks she hates him.
- ___ Fiona and Shrek kiss and she remains an ogress.
- ___ Shrek meets Donkey.
- ___ Fiona turns into an ogre and Donkey sees her.

Swamp Riddles

(hint: use the cast of characters on page 3)

I live in a swamp and dragons I clomp! Who am I?

I lived in a tower going zero miles an hour. Who am I?

I'm short, really short, on a basketball court. Who am I?


I'm a real chatterbox and I joke when I talk. Who am I?

I am purple and red and I like to be fed. Who am I?

I am a very sweet treat, and because of Lord Farquaad, I lost my feet. Who am I?

Right now I'm just a toy, but I hope be a real boy. Who am I?

Answers are on page 11



Scientific Shrek!

How to Make Your Own Swamp Slime

DO NOT EAT!!!!

What You Need

Elmer's glue (any glue except glue sticks)
2 disposable cups
Food coloring (you pick the color)
Water
Borax Powder (available at the grocery store near the laundry detergent aisle)
A plastic spoon
A tablespoon

What You Do

1. Fill one small cup with water and add a spoonful of the Borax powder and stir it up. Then set it aside.
2. Fill the other small cup with about 1 inch of the glue.
3. Add three tablespoons of water to the glue and stir it up.
4. Add a few drops of the food coloring and stir it up until it's all mixed.
5. Add one tablespoon of the Borax solution you made in Step #1 and stir it really well. Watch the slime form!
6. After the slime forms, let it sit for about 30 seconds and then pull it off the spoon and play with it!

Helpful Tip: Keep your slime in a tightly closed plastic bag when you are not playing with it, and keep it away from carpet, clothes and your sibling's hair!



Shrek Word Search

N	S	S	Y	N	Z	R	A	D	D	X	P	Z	S	Y
D	U	H	V	A	F	A	E	A	H	M	M	J	Y	E
D	Q	L	R	O	I	S	O	W	N	U	A	F	U	K
H	A	J	R	E	W	R	T	Y	O	H	W	I	D	N
Y	T	A	B	U	K	K	H	B	E	T	S	O	P	O
C	O	X	U	S	T	V	Y	N	B	A	E	N	K	D
V	Q	X	X	Q	C	A	S	T	L	E	G	A	P	U
S	D	O	O	W	R	N	D	F	T	I	F	K	F	V
C	O	M	C	M	O	A	D	T	N	K	R	U	O	D
B	U	C	V	G	D	I	F	G	L	L	U	J	U	I
R	I	F	A	H	E	S	Y	O	Z	I	B	M	I	Z
E	A	R	M	O	N	A	W	Q	Y	D	M	Y	R	A
N	D	U	O	R	E	J	I	Z	S	T	M	S	U	S
G	T	C	C	Q	F	B	I	Z	K	A	C	S	K	Q
M	E	N	L	A	R	D	E	H	T	A	C	G	D	W

Castle

Cathedral

Donkey

Dragon

Farquaad

Fiona

Gingy

Road

Shrek

Swamp



Tower

Woods



Muddy Crossing

Use the vocabulary list on page 4 to help you cross Shrek's muddy path



1 Down happened to The 3 Little Pigs

Across

2. pain and suffering
4. positive
6. to ask for an action
7. to command
9. pulled
12. ruler of an area
13. suffering to accomplish a goal
16. large man-like monster

Down

1. to force to leave
2. horse or donkey meant to be ridden
3. made fun of
5. adventure with a goal
8. small country area
9. very ugly
10. bad luck
11. remembering what came before
14. to dislike a lot
15. man getting married

Make your own Gingerbread Man ‘Gingy’ Puppet!

Puppets play a big part in bringing the characters to life in *Shrek the Musical*. There are hand puppets, hand and rod puppets and marionettes.

Here is an easy rod puppet design created by Luke, a 3rd Jr. Dramaturg at Clairemont Elementary.

Materials


2 pieces of brown construction paper

1 piece of yarn (long enough to go across back of puppet with 1" on each side)

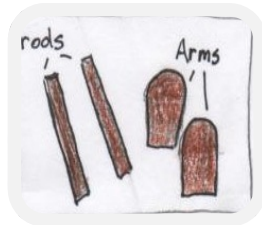
Tape

Markers/ crayons

Pencil



1. Cut a piece of construction paper in half and roll 2 rods using a pencil. Tape to fasten.



2. Cut out two arms and lay aside with rods



3. Cut out the body shape,



4. Tape the yarn across the back of the puppet, leaving equal amounts on both sides.




5. Tape the yarn to the arms. Leave some room between the body and the arms so the arms can move easily.



6. Attach the rods to the back of the arms with tape.



7. Decorate your Gingy puppet!



Resources

Books

These books served as research material for the actors and the Study Guide

- Bennett, Doraine. *Marsh and Swamp*. Series in Georgia, My State. Habitats. Hamilton, GA: State Standards Publishing, LLC, 2009.
- Brett, Jan. *Gingerbread Baby*. New York: G.P. Putnam's, c1999.
- De Angeli, Marguerite, 1889- comp. *Book of Nursery and Mother Goose Rhymes*. Garden City, N.Y: Doubleday, 1954.
- Hayes, Sarah. *The Candlewick Book of Fairy Tales*. Cambridge, Mass: Candlewick Press, 1995c1985.
- Heimberg, Justin. *Shrek Scratch n' Stink Storybook*. DreamWorks & Dutton Children's Books, New York, 2001.
- Hennessy, B.G. *The Once Upon a Time Map Book*. Cambridge, Massachusetts: Candlewick Press, 1999.
- Laird, Elizabeth. *The Ogress and the Snake*. London: Frances Lincoln Children's Books, 2009.
- Steig, William. *Shrek!*. New York: Square Fish, 2008, c1990.
- Wang, Ping. *The Dragon Emperor*. Series in On My Own Folklore. Minneapolis, MN: Millbrook Press, c2008.

Be Sure to Read More books by the author William Steig:

The Amazing Bone, Brave Irene, C D B!, Caleb & Kate, Doctor De Soto, Spinky Sulks, Sylvester and the Magic Pebble, When Everybody Wore a Hat, Zeke Pippin

Videos/DVD

Shrek, DreamWorks production, directed by Andrew Adamson & Vicky Jensen, 2001.

Shrek the Musical, DreamWorks Animation production, directed by Michael John Warren & Jason Moore, 2013.

Answers

Page 6: Step by Shrek

4, 5, 9, 8, 1, 12, 3, 10, 7, 11, 2, 6

Page 6: Swamp Riddles

Shrek, Fiona, Lord Farquaad, Donkey, Dragon, Gingy, Pinocchio

Page 9: Muddy Crossing crossword puzzle

Across	Down
2. strife	1. banish
4. noble	2. steed
6. propose	3. ridiculed
7. decree	5. quest
9. hauled	8. province
12. lord	9. hideous
13. ordeal	10. unfortunate
16. ogre	11. flashback
	14. despise
	15. groom